



Allen-Bradley

Guardmaster®

CU2

STOP MOTION DETECTOR

Technical Specifications

Power supply: 110/230V AC (Switch selectable)
or 24V AC/DC

Relay outputs: 2 N/O + 1N/C (TUV approved)

Maximum switched:
current/voltage/load 4A/250V AC/1000VA
2A/30V DC/60W

Internal fuse: 500mAT (replaceable)

Mounting: 35mm DIN Rail

Enclosure protection: IP 40 DIN 0470

Terminal Isolation: IP 20 DIN 0470

Ambient temperature: -10°C to +55°C

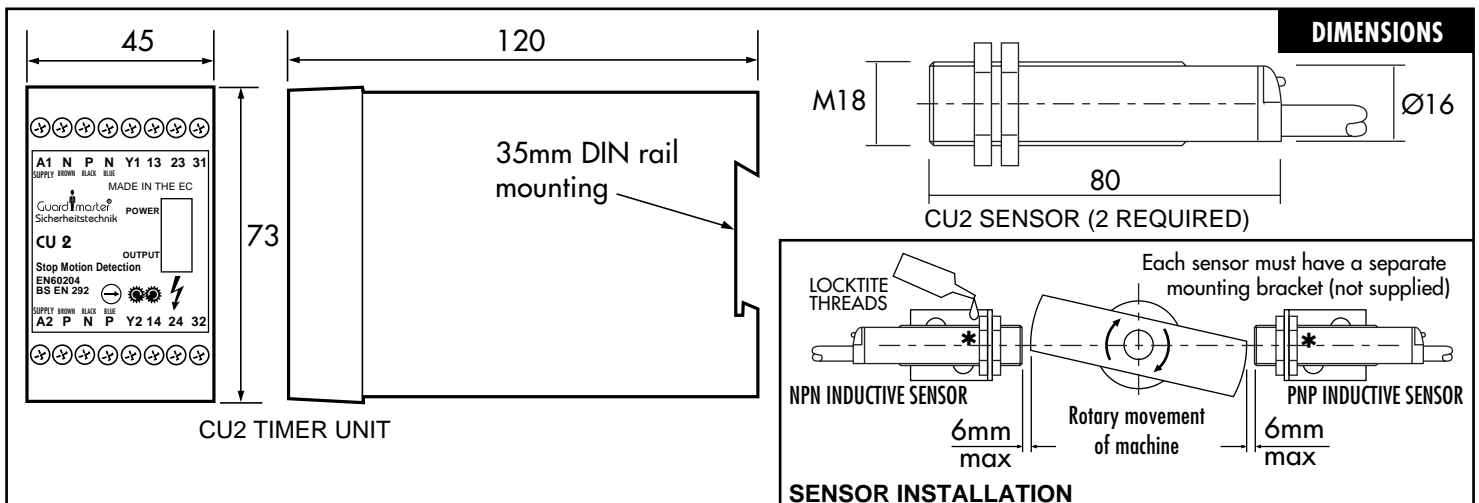
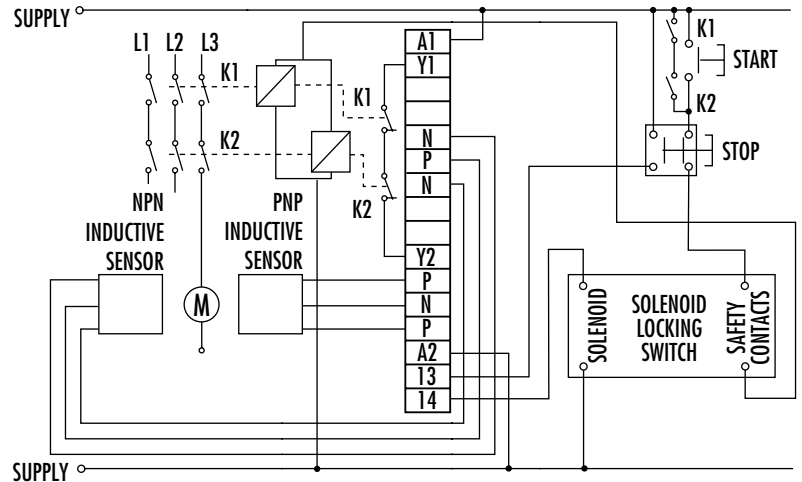
Internal switches: 110/230V AC selector
A, B, C, D timing range selector

LED indication:
Red = Power On
Red/Green LED : Red = Timing,
Green = Output

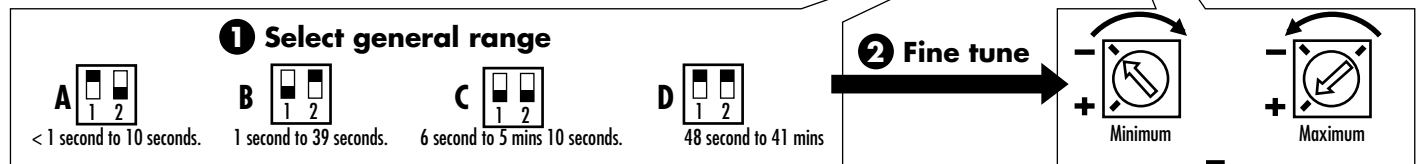
Standards conformity: EN 60204, BS EN 292

The CU2 provides a stopped motion detection system and is used together with CU2 sensors to detect movement of a machine via the flywheel, gear or shaft etc. Upon energisation the unit powers up (Red LED). When the sensor detects that the machine has stopped the CU2 integral timer operates and after the selected time delay the Signal LED turns Green. This indicates that the safety outputs are closed and the CU2 will allow access to the machine, typically via a solenoid operated guard interlocking switch with guard locking. In this way the machine is at an ensured stop before access is possible. The auxiliary output is now "OFF". The outputs and timer circuit are failsafe and cross monitored.

Time delay selection is a simple matter for a qualified person to set the DIP switches and fine tune accordingly. In addition a replaceable plug-in 500mAT fuse is accessible behind the removable panel (isolate the power before opening) preventing short circuits or overloads from damaging the unit. Terminals Y1 - Y2 can be used to provide monitoring of the contactors at power up of the CU2.



TIMER RANGE INTERNAL SWITCH SETTING



TERMINAL CONNECTIONS

