

SERIES A PANEL MOUNTING WATERTIGHT TOGGLE SWITCHES

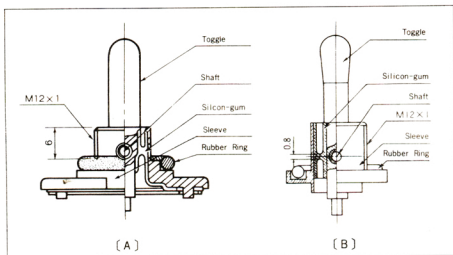
All models listed below to be assembled after order.

FEATURES

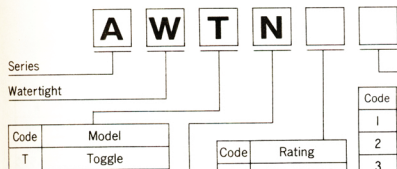
- 1) This unique design allows A-TA--W AWTN-- to withstand water penetrating into spaces between Toggle Switches and mounting cut-out holes.
- 2) Fixed Contact molded-inserting construction.
- 3) Sleeve and Frame are perfectly sealed.

The illustration [A] and [B] show completely silicone-gum sealed area between the actuator and sleeve.

The new design [A] applied the method to form silicone-gum and actuator into one body.



HOW TO ORDER



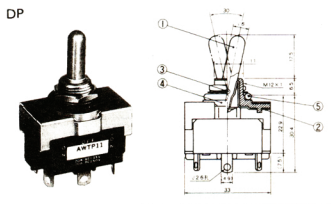
Code	Rating
0	25A 250VAC
1	20A 250VAC
2	15A 250VAC

[Example]
AWTN21 = Toggle Switch
DPDT ON·NONE·ON,
15A 250V AC
Watertight

Code	Terminal	Series A
1	Soldering	○
2	Screw	○
3	AMP # 110	
4	AMP # 187	○
5	AMP # 250	○

Code		Function		
SP	DP			
A	K	ON	NONE	OFF
D	N	ON	NONE	ON
E	P	ON	OFF	ON
F	R	ON	NONE	(ON)
G	S	(ON)	OFF	(ON)
H	T	ON	OFF	(ON)

(ON) Indicates momentary position.



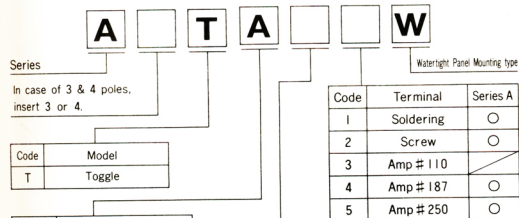
Code	Parts	Material
1	TOGGLE	BRASS
2	WATER-TIGHT GUM	SILCON GUM(WHITE)
3	SHAFT	SUS
4	SLEEVE	RIGID ONE-PIECE DIE CAST
5	RUBBER RING	NBR

Mounting Hole Cut-out



All types

HOW TO ORDER



Code	Terminal	Series A
1	Soldering	○
2	Screw	○
3	Amp # 110	
4	Amp # 187	○
5	Amp # 250	○

Code	Rating
0	25A 250VAC
1	20A 250VAC
2	15A 250VAC

Code		Function		
SP	3P	DP	4P	
A	K	ON	NONE	OFF
D	N	ON	NONE	ON
E	P	ON	OFF	ON
F	R	ON	NONE	(ON)
G	S	(ON)	OFF	(ON)
H	T	ON	OFF	(ON)

(ON) Indicates momentary position.

