Forcibly Guided Contacts 1 N/O + 1 N/C, 6A



L = 35, W = 12.5, H = 30

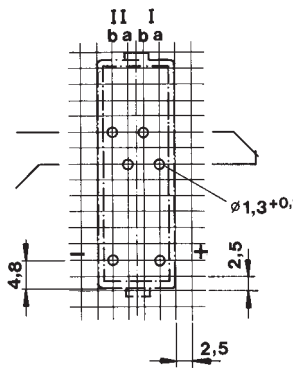

PCB Layout

6A safety relay with 1 N/O + 1 N/C contacts and PCB terminals. Featuring an "active" forcibly guided contact set which ensures that contacts of opposite mode cannot be closed at the same time ensuring a minimum contact gap of 0.5mm is maintained. PCB base also available.

Contact arrangement	Two pole, 1 N/O + 1 N/C
Contact material	Silver nickel gold flashed
Contact rating	6A (constant), 8A (maximum)
Max. switched voltage	230/240V ac, 300V dc
Typical pull-in time	N/C opens 14ms, N/O closes 17ms
Typical release time	N/O opens 10ms, N/C closes 14ms
Max. contact load	30 W / 1500 VA
Coil resistance ohm	315 (12V), 1300 (24V)
Mechanical switching life	10^7
Dielectric strength	2.5kV ac (coil-contact, contact-contact)
Temperature	-40ºC to + 80ºC
Approvals	CUL, TUV, VDE

Stock No.	Manf Ref'	Type	Unit Price 1-24	25-99	100+
9811007	H-469/1002	12VDC	12.74	12.10	11.47
9811010	H-469/1003	24VDC	12.74	12.10	11.47
9811013	BV.469-8003	PCB BASE	3.57	3.39	3.21

Forcibly Guided Contacts 2 N/O + 2 N/C, 6A



L = 42, W = 12.5, H = 30

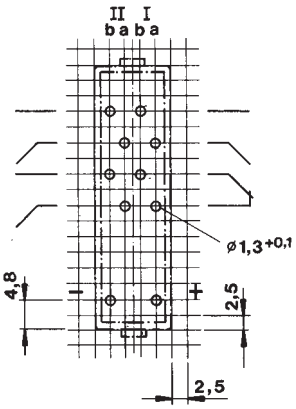

PCB Layout

6A safety relay with 2 N/O + 2 N/C contacts and PCB terminals. Featuring an "active" forcibly guided contact set which ensures that contacts of opposite mode cannot be closed at the same time ensuring a minimum contact gap of 0.5mm is maintained. PCB base also available.

Contact arrangement	Four pole, 2 N/O + 2 N/C
Contact material	Silver tin oxide gold flashed
Contact rating	6A (constant), 8A (maximum)
Max. switched voltage	230/240V ac, 300V dc
Typical pull-in time	N/C opens 14ms, N/O closes 17ms
Typical release time	N/O opens 10ms, N/C closes 14ms
Max. contact load	30 W / 1500 VA
Coil resistance ohm	255 (12V), 1020 (24V)
Mechanical switching life	10^7
Dielectric strength	2.5kV ac (coil-contact, contact-contact)
Temperature	-40ºC to + 80ºC
Approvals	CUL, TUV, VDE

Stock No.	Manf Ref'	Type	Unit Price 1-24	25-99	100+
9811016	H-468/1016	12VDC	15.00	14.25	13.50
9811019	H-468/1017	24VDC	15.00	14.25	13.50
9811004	Bv.468-8008	PCB BASE	3.17	3.01	2.85

Forcibly Guided Contacts 3 N/O + 1 N/C, 6A



L = 42, W = 12.5, H = 30

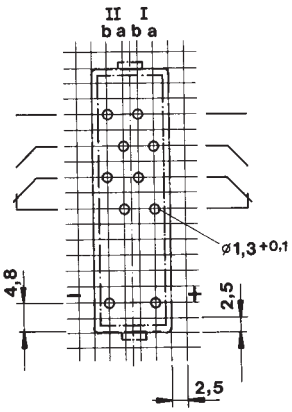

PCB Layout

6A safety relay with 3 N/O + 1 N/C contacts and PCB terminals. Featuring an "active" forcibly guided contact set which ensures that contacts of opposite mode cannot be closed at the same time ensuring a minimum contact gap of 0.5mm is maintained.

Contact arrangement	Four pole, 3 N/O + 1 N/C
Contact material	Silver nickel gold flashed
Contact rating	6A (constant), 8A (maximum)
Max. switched voltage	230/240V ac, 300V dc
Typical pull-in time	N/C opens 14ms, N/O closes 17ms
Typical release time	N/O opens 10ms, N/C closes 14ms
Max. contact load	30 W / 1500 VA
Coil resistance ohm	255 (12V), 1020 (24V)
Mechanical switching life	10^7
Dielectric strength	2.5kV ac (coil-contact, contact-contact)
Temperature	-40ºC to + 80ºC
Approvals	CUL, TUV, VDE

Stock No.	Manf Ref'	Type	Unit Price 1-24	25-99	100+
9811022	H-468/1002	12VDC	15.00	14.25	13.50
9811025	H-468/1003	24VDC	15.00	14.25	13.50
9811004	Bv.468-8008	PCB BASE	3.17	3.01	2.85