

- 1pole 10A, 1CO or 1NO contact
- Sensitive 360 mW coil available
- Version T7N-WG with tracking resistance CTI 325
- WG version: Product in accordance to IEC60335-1
- Versions with AgSnO<sub>2</sub> contact material: RoHS compliant (Directive 2002/95/EC) as per product date code 0424

**Applications**

Domestic appliances, heating control, building control, measurement&control



F0189-B

**Approvals**

T7N: REG.-Nr. 6175, us E214025;

T7N-WG: REG.-Nr. 119012, us E214025  
 Technical data of approved types on request

Contact data	T7N	T7N-WG
Contact configuration	1 CO or 1 NO	1 CO or 1 NO
Contact set	single contact	single contact
Type of interruption	micro-disconn.	micro-disconn.
Rated current	10 A	10 A
Rated voltage / max.switching voltage AC	240/400 VAC	240/400 VAC
Maximum breaking capacity AC	2500 VA	2500 va
Limiting making capacity, max 4 s, duty factor 10%	35 A	35 A
Contact material	AgSnO <sub>2</sub> / AgCdO	AgSnO <sub>2</sub>
Mechanical endurance	10x10 <sup>6</sup> cycles	10x10 <sup>6</sup> cycles
Rated frequency of operation with / without load	30/300 min <sup>-1</sup>	30/300 min <sup>-1</sup>

**Contact ratings**

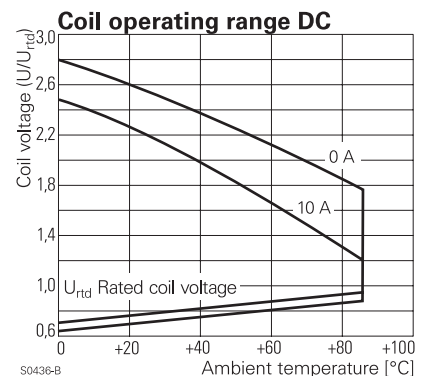
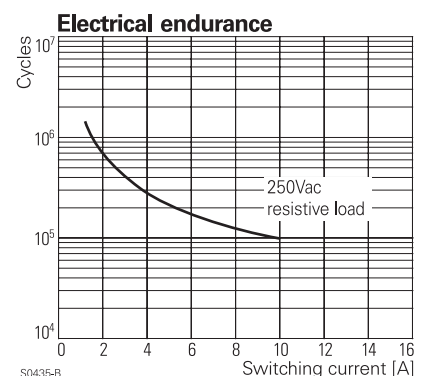
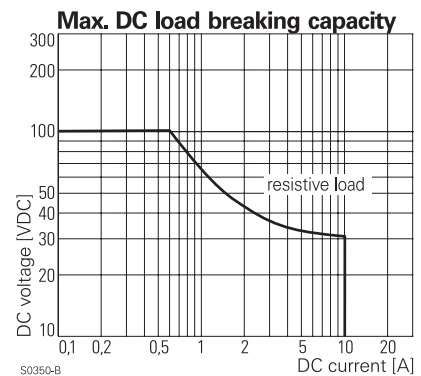
Type	Load	Cycles
T7N-WG C/O (N/O tested):	10 A, 250V, 85 °C, resistive, EN61810-1	100x10 <sup>3</sup>
T7N-WG C/O (N/C tested):	6 A, 250V, 85 °C, resistive, EN61810-1	50x10 <sup>3</sup>
T7N (AgSnO <sub>2</sub> ):	10 A, 250V, 85 °C, resistive, EN61810-1	10x10 <sup>3</sup>
T7N (AgSnO <sub>2</sub> ):	5 A, 250V, 85 °C, resistive, EN61810-1	100x10 <sup>3</sup>
T7N (AgCdO):	5A, 250V, 85 °C, resistive, EN61810-1	100x10 <sup>3</sup>

Coil data	T7N	T7N-WG
Rated coil voltage range DC coil	3...48 VDC	5...48 VDC
Coil power DC coil	typ. 360 mW	typ. 360 mW
Operative range	2	2
Non-release voltage, % of rated coil voltage	50%	50%
Coil insulation system according UL1446	class F	class F

**Coil versions, DC-coil**

Coil code	Rated voltage VDC	Operate voltage VDC	Release voltage VDC	Coil resistance Ohm	Rated coil power mW
05	5	3.5	0.5	70±10%	357
06	6	4.2	0.6	100±10%	360
09	9	6.3	0.9	225±10%	360
12	12	8.4	1.2	400±10%	360
24	24	16.8	2.4	1600±10%	360
36	36	25.2	3.6	3600±10%	360
48	48	33.6	4.8	6400±10%	360

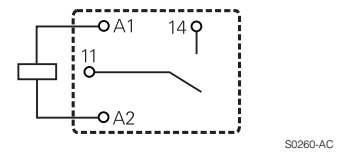
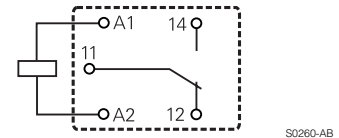
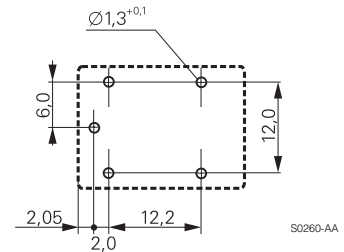
All figures are given for coil without preenergization, at ambient temperature +23°C  
 Other coil voltages on request



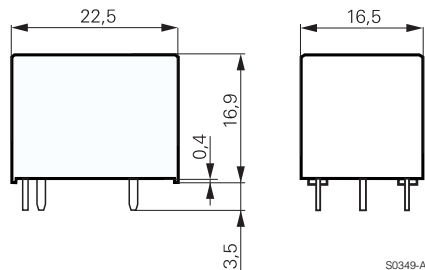
Insulation	T7N	T7N-WG
Dielectric strength coil-contact circuit	2500 V <sub>rms</sub>	2500 V <sub>rms</sub>
open contact circuit	1000 V <sub>rms</sub>	1000 V <sub>rms</sub>
Clearance / creepage coil-contact circuit	≥ 2/3 mm	≥ 2,5 / 3,5 mm
Material group of insulation parts	IIIa	IIIa
Tracking index of relay base	CTI 225	CTI 325
Insulation to IEC 60664-1		
Type of insulation coil-contact circuit	basic	basic
open contact circuit	functional	functional
Rated insulation voltage	250 V	250 V
Pollution degree	2	2
Rated voltage system	240 V	240 V
Overvoltage category	II	II

Other data	T7N	T7N-WG
RoHS - Directive 2002/95/EC	compliant as per product date code 0424	
Flammability class according to UL94	V0	V0
For WG version: GWFI to IEC 60695-2-12	-	850°C
GWIT to IEC 60695-2-13	-	775°C
Ambient temperature range	-40...85°C	-40...85°C
Operate- / release time	typ. 10/5 ms	typ. 10/5 ms
Vibration resistance (function) NO / NC contact	>14 / 8 g, 30...400 Hz	
Shock resistance (destruction)	100 g	100 g
Category of protection	RTIII - wash tight (RTIII - flux proof)	RTII - flux proof (RTIII - wash tight)
Mounting	PCB	PCB
Resistance to soldering heat flux-proof version	270°C / 10 s	270°C / 10 s
wash-tight version	260°C / 5 s	260°C / 5 s
Relay weight	11 g	11 g
Packaging unit	25/1000 pcs	25/1000 pcs

**PCB layout / terminal assignment**  
Bottom view on solder pins



**Dimensions**



**Product key**

Type	T 7 N					
Version	[ ] [ ] [ ] [ ] [ ] [ ]					
<b>S</b> wash tight	<b>V</b> flux proof					
Contact configuration	[ ] [ ] [ ] [ ] [ ] [ ]					
<b>1</b> 1 NO contact	<b>5</b> 1 CO contact					
Coil version	[ ] [ ] [ ] [ ] [ ] [ ]					
<b>H</b> DC coil 450 mW	<b>D</b> DC coil 360 mW					
Contact material	[ ] [ ] [ ] [ ] [ ] [ ]					
<b>1</b> AgCdO	<b>4</b> AgSnO <sub>2</sub>					
Coil	[ ] [ ] [ ] [ ] [ ] [ ]					
Coil code: please refer to coil versions table						
Version	[ ] [ ] [ ] [ ] [ ] [ ]					
<b>Blank</b>	T7N standard version, CTI 225					
<b>WG</b>	CTI 325 version, product in accordance with IEC 60335-1					
<b>WG-A</b>	CTI 325 version					

Other types on request

Product key	Version	Cont-material	Cont.configuration	Coil	Part number
T7NS1D4-05	wash tight	AgSnO <sub>2</sub>	1 NO contact	5 VDC	6-1440006-9
T7NS1D4-06	CTI 225			6 VDC	7-1440006-0
T7NS1D4-09				9 VDC	7-1440006-1
T7NS1D4-12				12 VDC	7-1440006-2
T7NS1D4-24				24 VDC	7-1440006-4
T7NS1D4-36				36 VDC	7-1440006-5
T7NS1D4-48				48 VDC	7-1440006-6
T7NS5D4-05			1 CO contact	5 VDC	5-1440005-2
T7NS5D4-06				6 VDC	6-1440006-1
T7NS5D4-09				9 VDC	6-1440006-2
T7NS5D4-12				12 VDC	6-1440006-3
T7NS5D4-24				24 VDC	6-1440006-5
T7NS5D4-36				36 VDC	6-1440006-6
T7NS5D4-48				48 VDC	6-1440006-7
T7NV1D4-05-WG	flux proof		1 NO contact	5 VDC	0-1649336-8
T7NV1D4-06-WG	CTI 325			6 VDC	0-1649336-9
T7NV1D4-09-WG	according			9 VDC	1-1649336-0
T7NV1D4-12-WG	IEC 60335-1			12 VDC	1-1649336-1
T7NV1D4-24-WG				24 VDC	1-1649336-2
T7NV1D4-36-WG				36 VDC	1-1649336-3
T7NV1D4-48-WG				48 VDC	1-1649336-4
T7NV5D4-05-WG			1 CO contact	5 VDC	0-1649305-8
T7NV5D4-06-WG				6 VDC	0-1649305-9
T7NV5D4-09-WG				9 VDC	1-1649305-0
T7NV5D4-12-WG				12 VDC	1-1649305-1
T7NV5D4-24-WG				24 VDC	1-1649305-2
T7NV5D4-36-WG				36 VDC	1-1649305-3
T7NV5D4-48-WG				48 VDC	1-1649305-4
T7NV1D4-05-WG-A	flux proof		1 NO contact	5 VDC	2-1649280-0
T7NV1D4-06-WG-A	CTI 325			6 VDC	2-1649280-1
T7NV1D4-09-WG-A				9 VDC	2-1649280-2
T7NV1D4-12-WG-A				12 VDC	2-1649280-3
T7NV1D4-24-WG-A				24 VDC	2-1649280-4
T7NV1D4-36-WG-A				36 VDC	2-1649280-5
T7NV1D4-48-WG-A				48 VDC	2-1649280-6
T7NV5D4-05-WG-A			1 CO contact	5 VDC	1-1649324-0
T7NV5D4-06-WG-A				6 VDC	1-1649324-1
T7NV5D4-09-WG-A				9 VDC	1-1649324-2
T7NV5D4-12-WG-A				12 VDC	1-1649324-3
T7NV5D4-24-WG-A				24 VDC	1-1649324-4
T7NV5D4-36-WG-A				36 VDC	1-1649324-5
T7NV5D4-48-WG-A				48 VDC	1-1649324-6